

**Confidential**

**EPSON**

Power Supply Box

**OT-BX88**

Specification

STANDARD	
Rev. No.	A
Notes	

Copied Date	, ,
Copied by	

**SEIKO EPSON CORPORATION**

MATSUMOTO MINAMI PLANT  
2070 KOTOBUKI KOAKA, MATSUMOTO-SHI, NAGANO, 399-8702 JAPAN  
PHONE+81-263-86-5353 FAX+81-263-86-9925

**Confidential**

# REVISION SHEET

Sheet 1 of 1

The table below indicates which pages in this specification have been revised. Before reading this specification, be sure you have the correct version of each page.

Revisions		Design Section			Sheet Rev. No.					
Rev.	Document	WRT	CHK	APL	Sheet	Rev.	Sheet	Rev.	Sheet	Rev.
A	Enactment	Hirabayashi	--	Kato	I	A				
					II	A				
					1	A				
					2	A				
					3	A				
					4	A				
TITLE  OT-BX88 Specification (STANDARD)			Front Part					Contents	Appendix	Total
			Cover	Rev. Sheet	Confidentiality Agreement	General Features	Table of Contents			
			1	1	2					

# Confidential

## CONFIDENTIALITY AGREEMENT

BY USING THIS DOCUMENT, YOU AGREE TO ABIDE BY THE TERMS OF THIS AGREEMENT.

**PLEASE RETURN THIS DOCUMENT IMMEDIATELY IF YOU DO NOT AGREE TO THESE TERMS.**

1. This document contains confidential, proprietary information of Seiko Epson Corporation or its affiliates. You must keep such information confidential. If the user is a business entity or organization, you must limit disclosure to those of your employees, agents, and contractors who have a need to know and who are also bound by obligations of confidentiality.
2. On the earlier of (a) termination of your relationship with Seiko Epson, or (b) Seiko Epson's request, you must stop using the confidential information. You must then return or destroy the information, as directed by Seiko Epson.
3. If a court, arbitrator, government agency, or the like orders you to disclose any confidential information, you must immediately notify Seiko Epson. You agree to give Seiko Epson reasonable cooperation and assistance in the negotiation.
4. You may use confidential information only for the purpose of operating or servicing the products to which the document relates, unless you obtain the prior written consent of Seiko Epson for some other use.
5. Seiko Epson warrants that it has the right to disclose the confidential information. SEIKO EPSON MAKES NO OTHER WARRANTIES CONCERNING THE CONFIDENTIAL INFORMATION OR ANY OTHER INFORMATION IN THE DOCUMENT, INCLUDING (WITHOUT LIMITATION) ANY WARRANTY OF TITLE OR NON-INFRINGEMENT. Seiko Epson has no liability for loss or damage arising from or relating to your use of or reliance on the information in the document.
6. You may not reproduce, store, or transmit the confidential information in any form or by any means (electronic, mechanical, photocopying, recording, or otherwise) without the prior written permission of Seiko Epson.
7. Your obligations under this Agreement are in addition to any other legal obligations. Seiko Epson does not waive any right under this Agreement by failing to exercise it. The laws of Japan apply to this Agreement.

## Cautions

1. This document shall apply only to the product(s) identified herein.
2. No part of this document may be reproduced, stored in a retrieval system, or transmitted in any form or by any means, electronic, mechanical, photocopying, recording, or otherwise, without the prior written permission of Seiko Epson Corporation.
3. The contents of this document are subject to change without notice. Please contact us for the latest information.
4. While every precaution has been taken in the preparation of this document, Seiko Epson Corporation assumes no responsibility for errors or omissions.
5. Neither is any liability assumed for damages resulting from the use of the information contained herein.
6. Neither Seiko Epson Corporation nor its affiliates shall be liable to the purchaser of this product or third parties for damages, losses, costs, or expenses incurred by the purchaser or third parties as a result of: accident, misuse, or abuse of this product or unauthorized modifications, repairs, or alterations to this product, or (excluding the U. S.) failure to strictly comply with Seiko Epson Corporation's operating and maintenance instructions.
7. Seiko Epson Corporation shall not be liable against any damages or problems arising from the use of any options or any consumable products other than those designated as Original EPSON Products or EPSON Approved Products by Seiko Epson Corporation.

## Trademarks

EPSON® is a registered trademark of Seiko Epson Corporation.

<b>EPSON</b>	TITLE <b>OT-BX88</b> Specification (STANDARD)	SHEET REVISION  A	NO.	
			NEXT II	SHEET I

## GENERAL DESCRIPTION

This specification is applied to the power supply box OT-BX88.

This box stores the power supply unit PS-180 and is installed under the bottom of the TM-T88IV printer.

## Table of Contents

1. Application .....	1
2. Specification .....	1
3. External Dimensions .....	1
3.1 External dimensions of the power supply box.....	1
3.2 External dimensions that the power supply box is installed to the printer .....	1
4. Case Color .....	1
5. Mass .....	1
6. External Diagrams .....	2
6.1 External diagram of the power supply box .....	2
6.2 External diagram when the power supply box is installed to the printer .....	3
7. Accessories .....	4
8. Notes.....	4
8.1 Notes on usage .....	4
8.2 Notes on installation .....	4

<b>EPSON</b>	TITLE <b>OT-BX88</b> Specification (STANDARD)	SHEET REVISION  A	NO.	
			NEXT 1	SHEET II

## 1. Application

- This power supply box is applied to the TM-T88IV printer.
- This power supply box is used when the printer is used with the power supply unit in one unit.
- The power supply unit is applied to the PS-180 only.

## 2. Specification

- This power supply box stores the power supply unit PS-180 and is installed under the bottom of the TM-T88IV printer.
- The printer with this power supply box can be used on the wall with the wall hanging bracket WH-10.
- The following models are available in this power supply box.
  - ① Standard model (Power supply box itself)
  - ② Power supply unit packed model (Model that the power supply unit is packed in the power supply box.)

## 3. External Dimensions

### **3.1 External dimensions of the power supply box**

Approximately 141 (W) × 215 (D) × 49 (H) mm {5.55 (W) × 8.46 (D) × 1.93 (H) inches}

### **3.2 External dimensions that the power supply box is installed to the printer**

Approximately 145 (W) × 232 (D) × 189 (H) mm {5.71 (W) × 9.13 (D) × 7.44 (H) inches}

## 4. Case Color

Epson Standard color

- ① ECW (Epson Cool White)
- ② EDG (Epson Dark Gray)

## 5. Mass

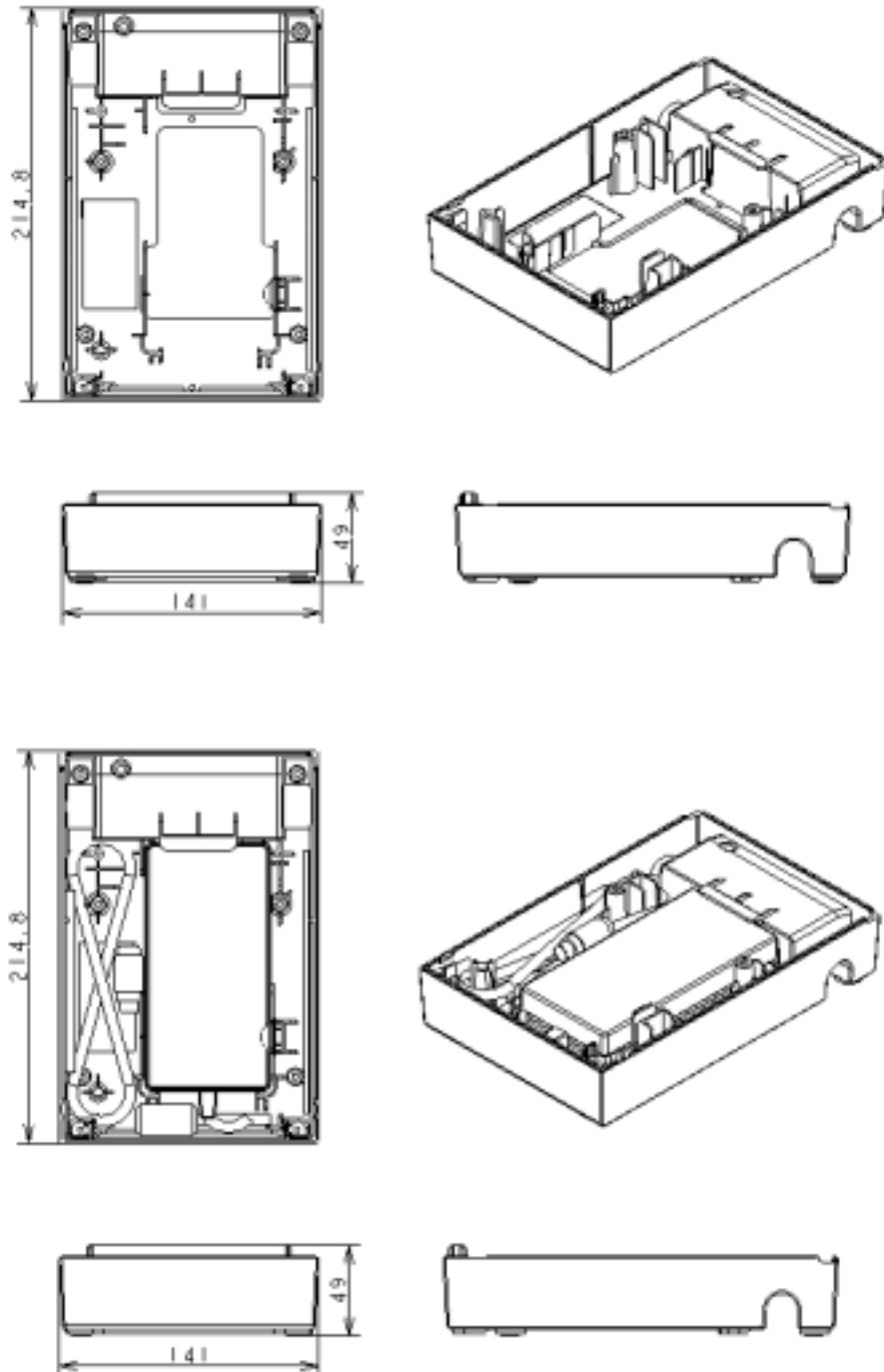
- ① Power supply box itself: Approximately 200 g {0.44 lb}
- ② Power supply box itself + Power supply unit: Approximately 650 g {1.43 lb}

<b>EPSON</b>	TITLE  <b>OT-BX88</b> Specification (STANDARD)	SHEET REVISION  A	NO.	
			NEXT 2	SHEET 1

## 6. External Diagrams

### 6.1 External diagram of the power supply box

Standard model and Power supply unit packed model



# EPSON

TITLE

**OT-BX88**  
Specification  
(STANDARD)

SHEET  
REVISION

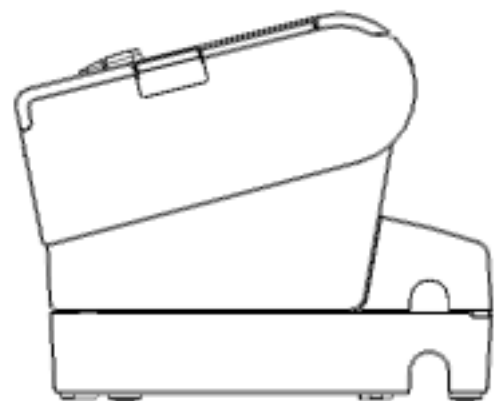
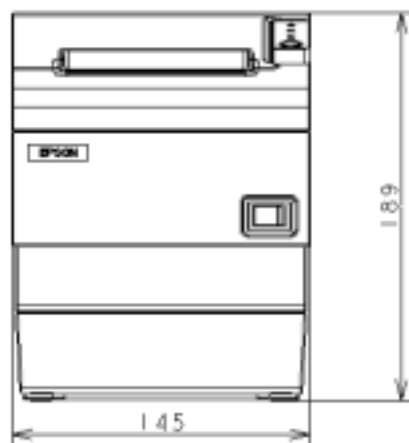
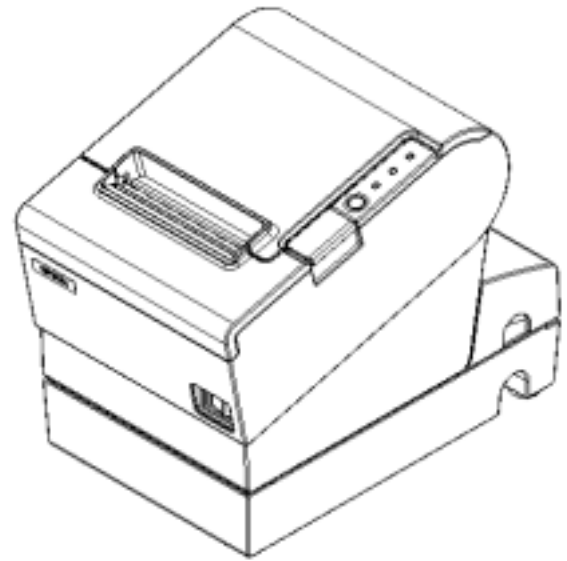
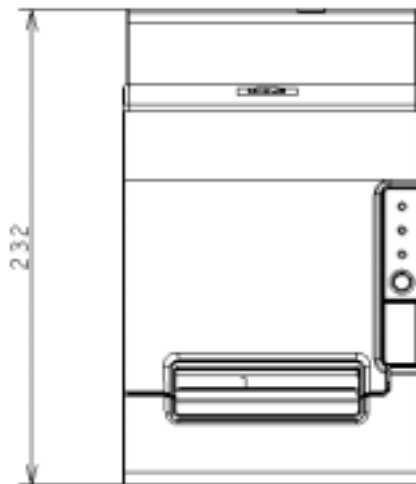
A

NO.

NEXT  
3

SHEET  
2

**6.2 External diagram when the power supply box is installed with the printer**



**EPSON**

TITLE  
**OT-BX88**  
Specification  
(STANDARD)

SHEET  
REVISION  
A

NO.	
NEXT 4	SHEET 3

## 7. Accessories

- User's manual (OT-BX88 User's Manual)
- Printer fixing screw (M3 × 4 pcs)
- Power supply unit PS-180 (only in the Power supply unit packed model)

## 8. Notes

### 8.1 Notes on usage

Since this power supply box covers the bottom of the printer, the label of EMI (Electromagnetic Interface) on the bottom of the printer becomes invisible. If necessary, check it by removing this power supply box

<Standard model>

- Use the PS-180 as the power supply unit.
- If the power supply unit is packed together with the printer, use the power supply packed with the printer.

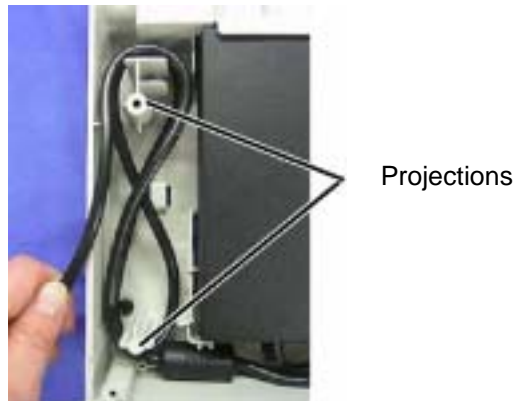
<Power supply unit packed model>

- User the packed power supply unit.

### 8.2 Notes on installation

\* As for the installation of the power supply unit or the installation of the printer, refer to the user's manual of this power supply box.

- Place the power supply unit with the label side down, then set the power supply box.
- To prevent the electromagnetic interference, wrap the power cable around the projections as shown in Figure below.



EPSON	TITLE <b>OT-BX88</b> Specification (STANDARD)	SHEET REVISION  A	NO.	
			NEXT END	SHEET 4